



**Running 1TV on your Smart TV**



1

Find **Search** icon and click from your Smart TV Home screen.



Search Button

Choose:  
**Smarters IPTV**



Enter **Smarters IPTV** player and click on it to download

2

Enter:  
smarters

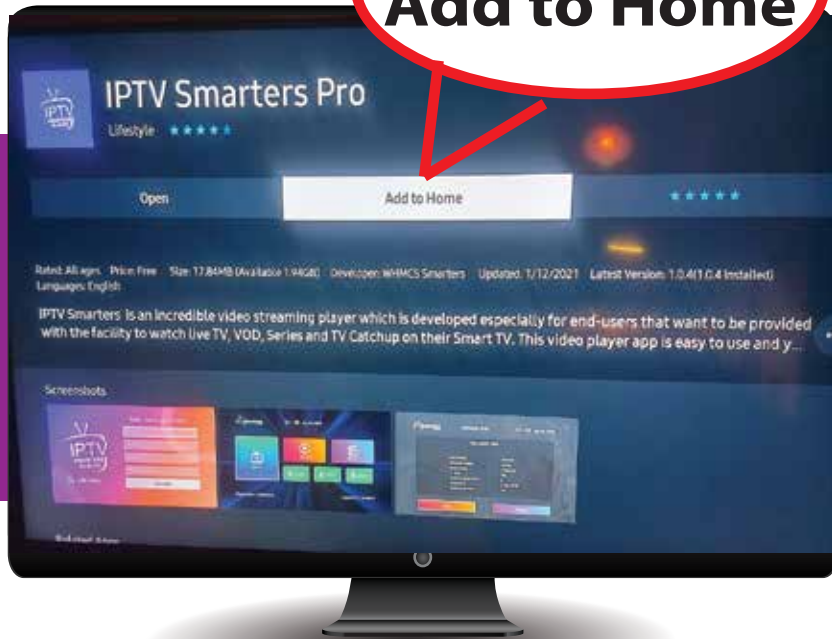


3

Click on Install IPTV Smarters PRO directly on your smart TV



Click on:  
**Add to Home**



Click on "Add to Home" after install.

4



5

Scroll down user agreement and click on **Accept**



6

Enter your 1TV account info



Enter your account details:  
Playlist name: (any name or initials)  
Username: (your 1TV account username)  
Password: (your 1TV account password)

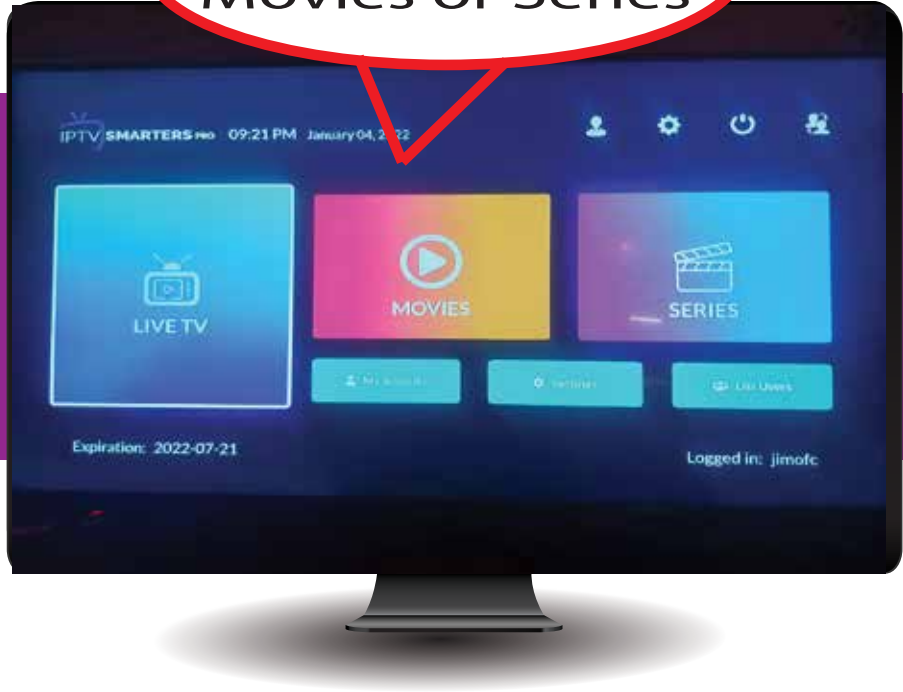
URL: **http://ip365.cx:80**



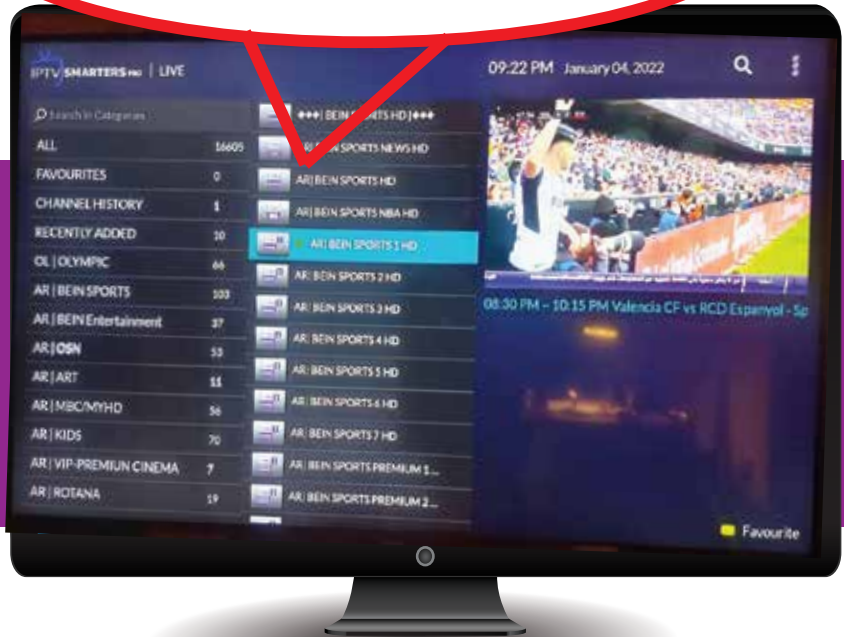
7

Choose LIVE TV or MOVIES or SERIES to watch.

Choose Live TV, Movies or Series



Choose your Categories and Channels



Choose your Main Categories and channels to watch.

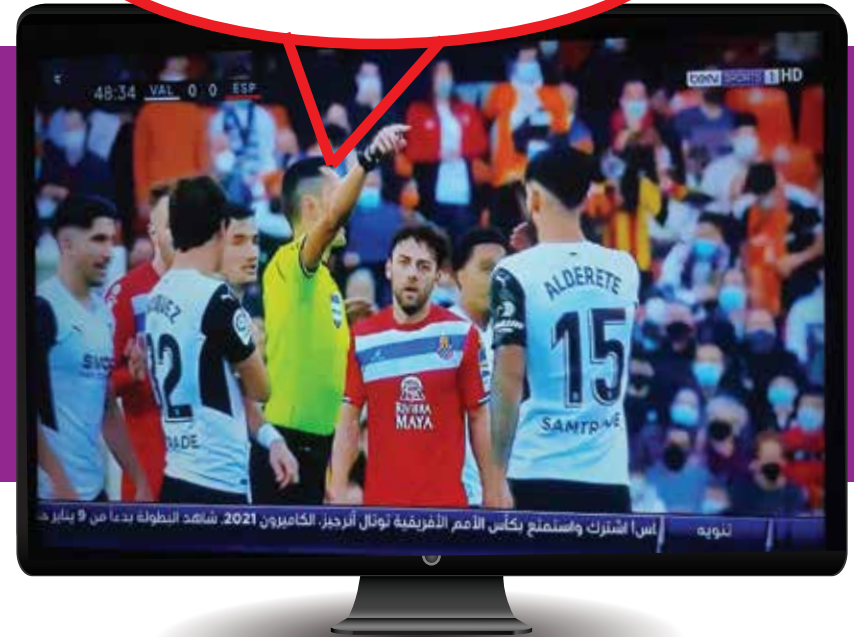
8



9

Click on your remote controller again to view full screen. You can click the back button to get back to main home menu.

Click again to view full screen



Find IPTV Smarters

To open 1TV player, go to home page on your smart TV and click on "IPTV Smarters" player.

10